



LAREDO & WEBB COUNTY

AREA METROPOLITAN PLANNING ORGANIZATION

RESOLUTION NO. MPO 2025-02

BY THE LAREDO AND WEBB COUNTY AREA
METROPOLITAN PLANNING ORGANIZATION
POLICY COMMITTEE

ADOPTING AND SUPPORTING THE 2025 TEXAS DEPARTMENT OF TRANSPORTATION SAFETY PERFORMANCE MEASURES (PM1) AND TARGETS

WHEREAS, the Laredo and Webb County Area Metropolitan Planning Organization (LWCAMPO), is the designated Metropolitan Planning Organization, for the Laredo Urbanized Area; and,

WHEREAS, Moving Ahead for Progress in the 21st Century Act (MAP-21), required metropolitan and statewide transportation planning processes include the incorporation of performance goals, measures, and targets into the process of identifying needed transportation improvements and project selection; and,

WHEREAS, Fixing America's Surface Transportation Act of 2015 (FAST Act) and the Infrastructure and Investment Jobs Act (IIJA) of 2021, continued the requirements established by MAP-21, and stipulated that States and MPOs must: use a set of federally established performance measures, set targets and monitor progress for each of the performance measures; and,

WHEREAS, On May 30, 2019, the Texas Transportation Commission adopted Minute Order #115481 directing the Texas Department of Transportation (TxDOT) to work toward the goal of reducing the number of deaths in Texas roadways by half by the year 2035 and to zero by the year 2050. The commission acknowledges a majority of motor vehicle crashes can be prevented, thereby reducing fatalities; and,

WHEREAS, On December 18, 2024, the Texas Department of Transportation has established targets for five (5) Safety Performance measures based on five-year rolling averages for:

1. Number of Fatalities
2. Rate of Fatalities per 100 million Vehicles Miles Traveled (VMT)
3. Number of Serious Injuries
4. Rate of Serious Injuries per 100 million Vehicle Miles Traveled (VMT)
5. Number of Non-Motorized Fatalities and Non-Motorized Serious Injuries; and,

WHEREAS, which IIJA also requires each MPO to either support the PM1 Targets established by the state DOT (TxDOT) or adopt a separate set of targets no later than February 26, 2025; and,

WHEREAS, the Texas Department of Transportation has officially adopted safety targets for the performance measures listed above, in the FY2024 Strategic Highway Safety Plan (SHSP) Performance Targets; and,


NOW THEREFORE BE IT RESOLVED, by the Laredo and Webb County Area Metropolitan Planning Organization (LWCAMPO), that:

Section 1: LWCAMPO hereby agrees to adopt and support the TxDOT 2025 five (5) Safety Performance Measures (PM1)


and Targets as indicated and shown on Exhibit No. 1.

Section 2: LWCAMPO hereby agrees that it will plan and program projects that contribute to the accomplishment of the Safety (PM1) Targets.


We certify that the above resolution was passed and adopted on this 19th day of February 2025, at a public meeting of the Policy Committee of the Laredo and Webb County Area Metropolitan Planning Organization.



Honorable Dr. Victor D. Treviño
Mayor and Chairperson of the
LWCAMPO Policy Committee



Juan S. Mendive, AICP
MPO Director



Epigmenio "Epi" Gonzalez, P.E.
TxDOT District Engineer

**Texas Department of Transportation
Statewide 2025 Safety (PM1) Performance Measures and Targets**

Performance Measures	2023 5-Year Avg. Target	2023 Calendar Year Target	2024 5-Year Avg. Target	2024 Calendar Year Target	2025 5-year Avg. Target	2025 Calendar Year Target
Number of Traffic Fatalities	3,682	3,159	3,567	3,046	3,567	3,046
Rate of Fatalities per 100 million Vehicle Miles Traveled	1.38	1.20	1.36	1.14	1.36	1.14
Number of Serious Injuries	17,062	17,819	17,062	18,242	17,062	18,242
Rate of Serious Injuries per 100 million Vehicle Miles Traveled	6.30	6.77	6.39	6.77	6.39	6.77
Number of Non-Motorized Fatalities and Serious injuries	2,357	2,340	2,357	2,360	2,357	2,360

As instructed by TxDOT TPP on December 18, 2024 safety targets for 2025 will remain the same as 2024 safety targets.

**LAREDO & WEBB COUNTY AREA METROPOLITAN PLANNING ORGANIZATION
ACTION ITEM**

DATE: 02-19-2025	ITEM: IV.B																																										
SUBJECT: RESOLUTION Discussion with possible action to approve Resolution No. MPO 2025-02 , adopting and supporting the 2025 Texas Department of Transportation's (TxDOT) Safety Performance Measures (PM1) and Targets.																																											
INITIATED BY: Staff	STAFF SOURCE: Juan S. Mendive, MPO Director																																										
PREVIOUS ACTION: On February 21, 2024, the Laredo Webb County Area MPO approved Resolution No. MPO 2024-03 adopting the TxDOT's FY2024 targets for the Safety Performance Measures (PM1).																																											
BACKGROUND: In accordance with the Moving Ahead for Progress in the 21 st Century Act (MAP-21), the Fixing America's Surface Transportation Act of 2015 (FAST Act) and the Infrastructure Investment and Jobs Act (IIJA), the Federal Highway Administration (FHWA) published the "Safety Performance Management Measures Final Rule" which established requirements for state department of transportation to set safety performance measures and targets as part of the Highway Safety Improvement Program (HSIP), effectively on April 14, 2016. This ruling mandates states to focus on reducing traffic fatalities and serious injuries by setting targets based on specific safety performance measures. In May 30, 2019, the Texas Transportation Commission adopted Minute Order #115481 directing the Texas Department of Transportation to work toward the goal of reducing the number of deaths in Texas roadways by half by the year 2035 and to zero by the year 2050. On December 18, 2024, the Texas Department of Transportation adopted five (5) targets for Safety Performance Measures (PM1) as indicated below: <div style="text-align: center;">Texas Department of Transportation Statewide 2025 Safety (PM1) Performance Measure and Targets</div> <table border="1" style="width: 100%; border-collapse: collapse; margin: 10px auto;"><thead><tr><th style="text-align: center;">Performance Measure</th><th style="text-align: center;">2023 5-Year Avg. Target</th><th style="text-align: center;">2023 Calendar Year Target</th><th style="text-align: center;">2024 5-Year Avg. Target</th><th style="text-align: center;">2024 Calendar Year Target</th><th style="text-align: center;">2025 5-Year Avg. Target</th><th style="text-align: center;">2025 Calendar Year Target</th></tr></thead><tbody><tr><td>Number of Traffic Fatalities</td><td style="text-align: center;">3,682</td><td style="text-align: center;">3,159</td><td style="text-align: center;">3,567</td><td style="text-align: center;">3,046</td><td style="text-align: center;">3,567</td><td style="text-align: center;">3,046</td></tr><tr><td>Rate of Fatalities per 100 million Vehicle Miles Traveled</td><td style="text-align: center;">1.38</td><td style="text-align: center;">1.20</td><td style="text-align: center;">1.36</td><td style="text-align: center;">1.14</td><td style="text-align: center;">1.36</td><td style="text-align: center;">1.14</td></tr><tr><td>Number of Serious Injuries</td><td style="text-align: center;">17,062</td><td style="text-align: center;">17,819</td><td style="text-align: center;">17,062</td><td style="text-align: center;">18,242</td><td style="text-align: center;">17,062</td><td style="text-align: center;">18,242</td></tr><tr><td>Rate of Serious Injuries per 100 million Vehicle Miles Traveled</td><td style="text-align: center;">6.30</td><td style="text-align: center;">6.77</td><td style="text-align: center;">6.39</td><td style="text-align: center;">6.77</td><td style="text-align: center;">6.39</td><td style="text-align: center;">6.77</td></tr><tr><td>Number of Non-Motorized Fatalities and Serious injuries</td><td style="text-align: center;">2,357</td><td style="text-align: center;">2,340</td><td style="text-align: center;">2,357</td><td style="text-align: center;">2,360</td><td style="text-align: center;">2,357</td><td style="text-align: center;">2,360</td></tr></tbody></table> <p><i>As instructed by TxDOT TPP on December 18, 2024 safety targets for 2025 will remain the same as 2024 safety targets.</i></p> <p>The LWCAMPO has generally supported TxDOT's safety targets and agrees to plan and program projects which contribute to achieving the TxDOT state targets. All MPO's are required to adopt the Safety (PM1) Performance Measures and Targets by February 26, 2025.</p>		Performance Measure	2023 5-Year Avg. Target	2023 Calendar Year Target	2024 5-Year Avg. Target	2024 Calendar Year Target	2025 5-Year Avg. Target	2025 Calendar Year Target	Number of Traffic Fatalities	3,682	3,159	3,567	3,046	3,567	3,046	Rate of Fatalities per 100 million Vehicle Miles Traveled	1.38	1.20	1.36	1.14	1.36	1.14	Number of Serious Injuries	17,062	17,819	17,062	18,242	17,062	18,242	Rate of Serious Injuries per 100 million Vehicle Miles Traveled	6.30	6.77	6.39	6.77	6.39	6.77	Number of Non-Motorized Fatalities and Serious injuries	2,357	2,340	2,357	2,360	2,357	2,360
Performance Measure	2023 5-Year Avg. Target	2023 Calendar Year Target	2024 5-Year Avg. Target	2024 Calendar Year Target	2025 5-Year Avg. Target	2025 Calendar Year Target																																					
Number of Traffic Fatalities	3,682	3,159	3,567	3,046	3,567	3,046																																					
Rate of Fatalities per 100 million Vehicle Miles Traveled	1.38	1.20	1.36	1.14	1.36	1.14																																					
Number of Serious Injuries	17,062	17,819	17,062	18,242	17,062	18,242																																					
Rate of Serious Injuries per 100 million Vehicle Miles Traveled	6.30	6.77	6.39	6.77	6.39	6.77																																					
Number of Non-Motorized Fatalities and Serious injuries	2,357	2,340	2,357	2,360	2,357	2,360																																					
COMMITTEE RECOMMENDATION: The MPO Technical Committee recommends approval of Resolution no. 2025-02.	STAFF RECOMMENDATION: Staff recommends approval.																																										