

**LAREDO URBAN TRANSPORTATION STUDY
ACTION ITEM**

<p>DATE: 10-17-16</p>	<p>SUBJECT: RESOLUTION Receive public testimony and approve Resolution No. MPO 2016-11 adopting the proposed revisions of the 2017-2020 Transportation Improvement Program (TIP):</p> <ol style="list-style-type: none"> Addition of project CSJ 0086-14-082 for the development of the Plans, Specifications and Estimates (PS&E) for the construction of the Jacaman Road and Airport overpasses, from US 59 to Jacaman Road, to be funded with \$4,641,030 in Coordinated Border Infrastructure Funds (CBI). Letting date is December 2016 (FY 2017). Addition of a <i>grouped</i> project CSJ 0086-14-920 for the acquisition of Right-of-Way on Loop 20, from US 59 to the Airport Overpass, to be funded with \$4,806,663 in CBI funds. Letting date is FY 2017. Addition of project CSJ 0086-14-077 for the construction of the Airport Overpass. The estimated project construction cost is \$14,785,990 and will be funded with \$2,430,000 in 2017 Proposition 1 funds and \$12,355,991 in Proposition 1 planning funds. Letting date is September 2017 (FY 2018). Addition of project CSJ 0086-14-078 for the construction of the Jacaman Overpass. The estimated project construction cost is \$19,691,424 and will be funded with \$19,691,424 in 2020 in Proposition 1 planning funds as listed in the planning targets table released by TxDOT as part of the latest UTP update. Letting date is September 2019 (FY 2020). Revision of project CSJ 0086-14-065 intended to construct an interchange facility over IH 35, from 0.330 miles west of IH 35 to 0.160 miles west of McPherson Road, with an estimated project cost of \$39.1 million dollars. \$1.0 million has been moved to CSJ 0086-14-081 to fund the addition of ITS to the project as requested by the TxDOT, Laredo District. Letting date is fiscal year (FY) 2017. Purpose of the revision is to reduce funding amounts per the latest construction estimate from \$38.1 million, to \$25,564,945, a reduction of \$12,535,055. Any cost overrun where the estimated federal cost exceeds 50% and results in a revised total cost exceeding \$1,499,999 will require a TIP revision. Revision of project CSJ 0922-33-076 intended to realign Flecha Lane and Las Cruces along FM 1472. Purpose of revision is to move letting date from FY 2017 to FY 2018. <p><u>Transit:</u></p> <ol style="list-style-type: none"> Addition of project intended to provide for the construction of Phase I of El Metro Bus Operations, Administration, and Maintenance Facility to be located at 1801 Jacaman Road. The estimated project construction cost is \$25,710,324 which includes \$9,875,083 from FTA and \$15,835,244 in local match. Letting date is estimated in Spring of 2017. <p style="text-align: right;">TIP 17-20/REV 1-B</p>
<p>INITIATED BY: TxDOT/MPO</p>	<p>STAFF SOURCE: Nathan Bratton, MPO Director</p>
<p>PREVIOUS ACTION: On 05/16/16, the Policy Committee initiated a 20-day public review and comment period for the proposed draft of the 2017-2018 TIP. On 06/20/16, the Policy Committee approved the proposed 2017-2020 TIP and initiated a 10-day public review and comment period for revision 1-A. On 07/18/16, the Policy Committee approved the above identified proposed funding reallocations (#1-5); with the exception that the final amount to be reduced from CSJ 0086-14-065 would be conditional to the actual project let amount in January, rather than the engineer's pre-bid estimate. On 09/19/16, The Policy Committee initiated a 10-day public review and comment period.</p>	
<p>BACKGROUND: See attachments for full revision details.</p>	
<p>COMMITTEE RECOMMENDATION: Approval.</p>	<p>STAFF RECOMMENDATION: Approval.</p>

RESOLUTION NO. MPO 2016-11

**BY THE LAREDO URBAN TRANSPORTATION STUDY
METROPOLITAN PLANNING ORGANIZATION POLICY COMMITTEE**

ADOPTING THE 2017-2020 TRANSPORTATION IMPROVEMENT PROGRAM (TIP)

WHEREAS, the Laredo Urban Transportation Study (LUTS), the designated Metropolitan Planning Organization (MPO) for the Laredo Urban Area, has reviewed the proposed revision(s) of the 2017-2020 Transportation Improvement Program (TIP); and,

WHEREAS, the Laredo Urban Transportation Study finds that the proposed revision(s) of the 2017-2020 Transportation Improvement Program (TIP) meets the high priority improvements necessary for the LUTS area;

NOW THEREFORE BE IT RESOLVED, that the Laredo Urban Transportation Study, as the designated Metropolitan Planning Organization for the Laredo Urban Area, adopted the proposed 2017-2020 Transportation Improvement Program (TIP) revisions, which are attached hereto and made a part hereof for all purpose:

We certify that the above resolution was adopted on October 17, 2016, at a public meeting of the Policy Committee of the Laredo Urban Transportation Study



Honorable Pete Saenz
Mayor of Laredo and Chairperson of the
MPO Policy Committee



Nathan Bratton
MPO Director



Melisa Montemayor
Laredo District Administrator

**LAREDO URBAN TRANSPORTATION STUDY
ACTION ITEM**

MOBILITY

2017-2020 TIP LOCATIONS OF PROJECTS

TIP 2017-2020 PROJECTS

ADDED PROJECT

CSJ: 0922-33-170
ROADWAY: ZACATE CREEK
FROM: 1.8 Mi N of Jacaman Rd
TO: E Del Mar Blvd
WORK: Design & construction of 10,250 linear feet of trail along Zacate Creek
TOTAL COST: \$1,317,011
FY 2017

CSJ: 0922-33-076
ROADWAY: FLECHA LN
FROM: Intersection of Flecha Ln FM1472
TO: 1.74 Mi east of FM1472
WORK: The realignment of Flecha Ln/Las Cruces along FM1472.
TOTAL COST: \$3,457,520
FY 2017

CSJ: 0922-33-093
ROADWAY: CALTON RD
FROM: .25 Mi E of Calton/ Santa Maria Intersection
TO: .25 Mi W of Calton/ Santa Maria Intersection
WORK: Construction of a grade separation at Calton/ Santa Maria Intersection
TOTAL COST: \$23,349,576
FY 2017

CSJ: 0922-33-165
ROADWAY: HACHAR PARKWAY
FROM: FM 1472
TO: 1 Mi E of Bellway Parkway
WORK: Preliminary engineering of 5 lane rural highway
TOTAL COST: \$24,041,180
FY 2019

REVISION I

UPDATED FUNDING & TOTAL COST & LET YEAR
CSJ: 0922-33-076 FY2018

ROADWAY: FLECHA LN
TOTAL COST: \$2,047,199

UPDATED FUNDING & TOTAL COST & LET YEAR
CSJ: 0922-33-093 FY2018

ROADWAY: CALTON RD
TOTAL COST: \$23,014,142

UPDATED FUNDING & TOTAL COST
CSJ: 0922-33-165

ROADWAY: HACHAR PARKWAY
TOTAL COST: \$2,796,902
FY 2017

ADDED PROJECT

CSJ: 0086-14-065
ROADWAY: LOOP 20
FROM: 0.330 Mi W of IH35
TO: 0.160 Mi W of McPherson Rd
WORK: Construction of interchange facility of IH35
TOTAL COST: \$25,564,945
FY 2017

ADDED PROJECT

CSJ: 0086-14-081
ROADWAY: LOOP 20
FROM: 1.400 Mi W of IH35
TO: 0.600 Mi W of McPherson Rd
WORK: ITS Portion of interchange facility over IH35
TOTAL COST: \$1,500,000
FY 2017

ADDED PROJECT

CSJ: 0922-33-175
ROADWAY: HACHAR PARKWAY
FROM: FM 1472
TO: IH35 West Frontage Rd
WORK: PS&E including ROW mapping only
TOTAL COST: \$1,634,277
FY 2018

ADDED PROJECT

CSJ: 0086-14-077
ROADWAY: LOOP 20
AT: LAREDO INTERNATIONAL AIRPORT
WORK: CONSTRUCTION OF OVERPASS
TOTAL COST: \$14,785,990
FY 2018

REVISION I (CONTINUED)

ADDED PROJECT

CSJ: 0086-14-078
ROADWAY: LOOP 20
AT: JACAMAN RD
WORK: CONSTRUCTION OF OVERPASS
TOTAL COST: \$19,691,424
FY 2020

ADDED PROJECT




CSJ: PENDING
ROADWAY: LOOP 20
FROM: JACAMAN RD
TO: US 59 (SAUNDERS ST)
WORK: SCHEMATIC/ ENVIRONMENTAL, PS&E FOR LOOP 20 EXTENSION
TOTAL COST: \$4,641,030
FY 20XX


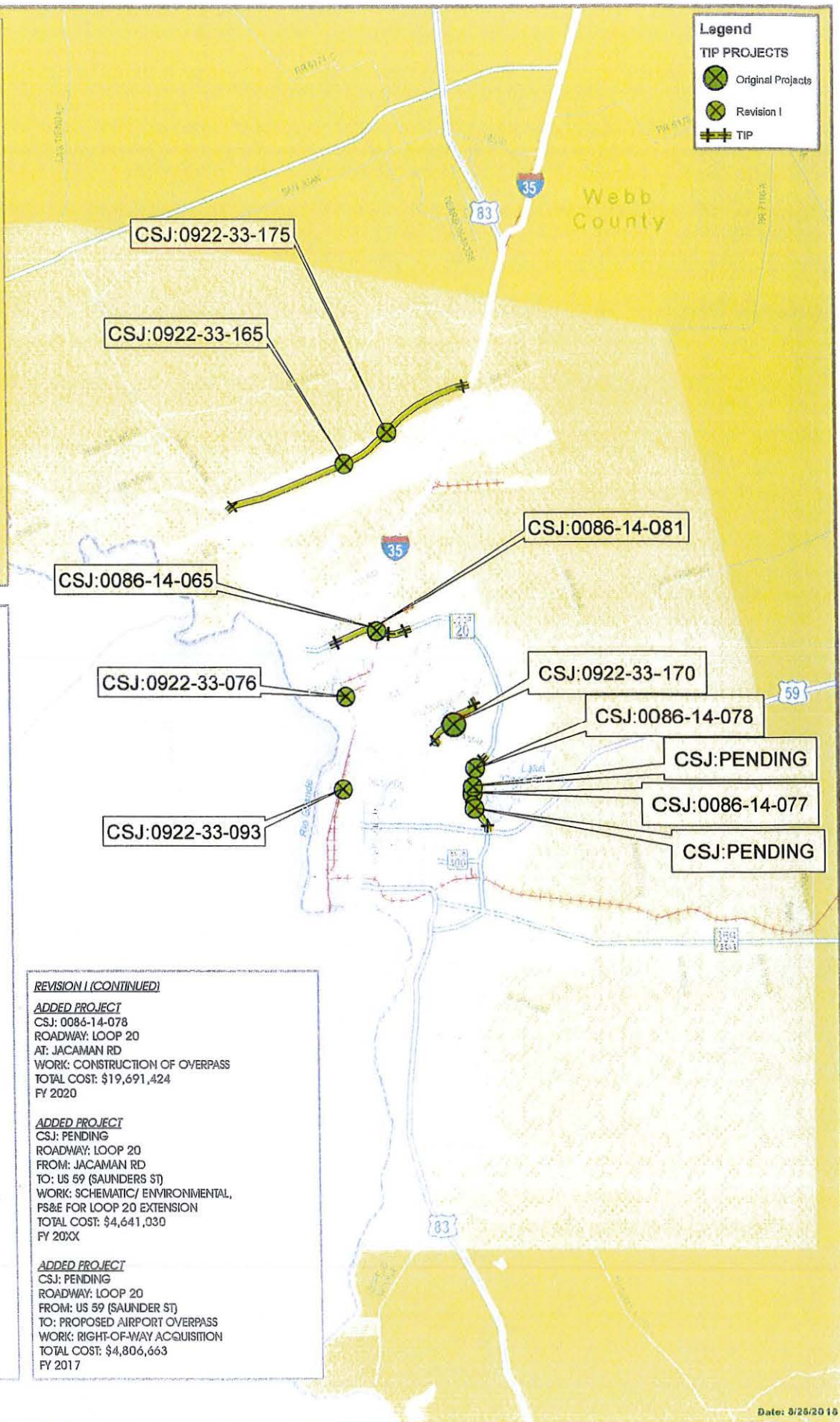
ADDED PROJECT

CSJ: PENDING
ROADWAY: LOOP 20
FROM: US 59 (SAUNDER ST)
TO: PROPOSED AIRPORT OVERPASS
WORK: RIGHT-OF-WAY ACQUISITION
TOTAL COST: \$4,806,663
FY 2017

Legend

TIP PROJECTS

-  Original Projects
-  Revision I
-  TIP



2017-2020 Laredo TIP - Revision 1-B - Project Summaries - MPO

ADD

0086-14-910 US 59 Phase E Let 8/17 (FY 17)

From: International Boulevard

To: US 59/LP 20 Interchange

For development of PS&E for Jacaman Road and Airport overpasses.

PS&E

PE	4,641,030	FUNDS	Federal	State	Local	LC	TOTAL
Construction	0	10-CBI	3,712,824	928,206		0	0 4,641,030
Const Eng	0						
Conting	0						

0086-14-077 LP 20 C Let 9/17 (FY 18)

From: At International Airport

To: .

For construction of Airport Overpass

PS&E

PE		FUNDS	Federal	State	Local	LC	TOTAL
Construction	14,785,990	Prop 1		14,785,990		0	0 14,785,990
Const Eng	0						
Conting	0						

0086-14-078 LP 20 C Let 9/19(FY 20)

From: At Jacaman

To: .

For construction of Jacaman Overpass

PS&E

PE		FUNDS	Federal	State	Local	LC	TOTAL
Construction	19,691,424	Prop 1		19,691,424		0	0 19,691,424
Const Eng	0						
Conting	0						

CHANGES

0086-14-065 LP 20 Phase C Let 1/17 (FY 17)

From: 0.330 Miles W of IH 35

To: 0.160 Miles W of McPherson

For the construction of an interchange facility over IH 35

PE	1,639,489	FUNDS	Federal	State	Local	LC	TOTAL
Construction	25,564,945	10-CBI	20,451,956	5,112,989		0	0 25,564,945
Const Eng	1,569,226	11	1	0		0	0 1
Conting	1,000,423	TOTAL:					25,564,945

0922-33-076 CS Phase C, E Let 9/17 (FY 18)

From: Intersection of FM 1472 and Flecha
To: 0.174 Miles East of FM 1472
Realignment of Flacha Ln/Las Cruces along FM 1472

PE	91,360	FUNDS	Federal	State	Local	LC	TOTAL	
ROW	1,250,000	10-Misc	1,440,411		0	360,103	0	1,800,514
Construction	1,864,480	Local		0	0	0	246,685	246,685
Const Eng	91,360	TOTAL:						2,047,199
Conting	23,306							
Indirect	90,054							

0922-33-175 funded with Cat 7 to let 2/17 added as Grouped project.

00086-14-920 funded with CBI funds to let FY 2017 added as Grouped project

Vanessa Guerra

From: Roberto Rodriguez III <Roberto.Rodriguez@txdot.gov>
Sent: Friday, October 07, 2016 9:42 AM
To: Vanessa Guerra
Cc: Nathan R. Bratton; Alberto Ramirez
Subject: RE: COMMENT ON PROPOSED REVISION

Vanessa,
Good Morning. My apologies for not answering yesterday.

As per our conversation, On the Laredo MPO agenda dated 09/19/16 I noticed that under Items requiring Policy Committee Actions Section B numbers 3 and 4 you made reference to Proposition 7 funds.

Please note that as per the latest UTP Funding Tables from August 23 2016, these Funds are not yet allocated. I would suggest not to reference Proposition 7 . So far we are only using Proposition 1 funds.

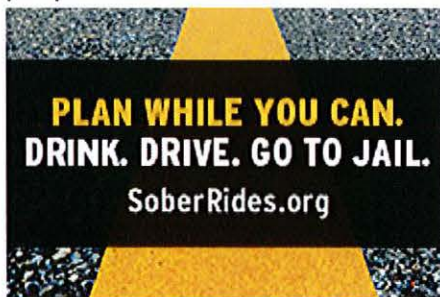
Please let me know if you have any questions or need additional information

Thanks,

Roberto Rodriguez III, P.E.
District Planning Supervisor
(956) 712-7735
Laredo District
1817 Bob Bullock Loop
Laredo TX 78043

From: Vanessa Guerra [<mailto:vguerra@ci.laredo.tx.us>]
Sent: Thursday, October 06, 2016 11:58 AM
To: Roberto Rodriguez III
Cc: Nathan R. Bratton
Subject: COMMENT ON PROPOSED REVISION

Plz don't forget to send your comment in writing regarding elimination of Prop 7 language in the proposed TIP revisions.



Vanessa Guerra

From: Randy Aguilar <Randy.Aguilar@txdot.gov>
Sent: Thursday, October 06, 2016 11:34 AM
To: Vanessa Guerra
Cc: Roberto Rodriguez III
Subject: DRAFT MPO paper work
Attachments: NovemberRevision.xlsx; 2017-2020 Financial Summary Required Highway_STIP V13 AB 112016manual4.xlsx

Vanessa,

Attached is a DRAFT for the November revision and Financial Summary. The amounts are not final and can be changed. Some of this has already been approved by MPO but other are pending. You can use this to set up your summary and projects for your MPO paper work.

Randy Aguilar
956-712-7457
Randy.Aguilar@txdot.gov



November Revision

Current

2017

0922-33-093 Change to Federal and Local funds leave in **2017**

0922-33-076 Change to Federal and Local funds move to **2018**

0922-33-170 OK

2018

0922-33-165 Change to \$21,437,521 Cat 7 and \$5,359,380 Local funds and move to **9/18 (FY19)**

Add 0086-14-065 **1/17 (FY17)**

Add 0086-14-081 **1/17 (FY17)**

Add 0086-14-910 PS&E Loop CBI \$4,641,030 **(FY17)**

Add 0086-14-920 ROW Loop CBI \$4,806,663 **(FY17)**

Add 0086-14-077 Airport \$14,785,990 Prop 1 \$2,430,000 plus P1 Cat7 \$12,355,991 **Let 2018**

Add 0086-14-078 Jacaman \$19,691,424 P1 Cat7 **Let 2020**

Grouped

Add 0922-33-175 Grouped **2/17 (FY17)** NOT LISTED INDIVIDUALLY



MPO / Laredo District - 22
FY 2017 - 2020 Transportation Improvement Program

Funding by Category

Category	Description	FY 2017		FY 2018		FY 2019		FY 2020		Total FY 2017 - 2020	
		Programmed	Authorized	Programmed	Authorized	Programmed	Authorized	Programmed	Authorized	Programmed	Authorized
1	Preventive Maintenance and Rehabilitation	\$0	\$0	\$0	\$0	\$0	\$0	\$0	\$0	\$0	\$0
2M or 2U	Urban Area (Non-TMA) Corridor Projects	\$0	\$0	\$0	\$0	\$0	\$0	\$0	\$0	\$0	\$0
3	Non-Traditionally Funded Transportation Project	\$8,194,433	\$8,194,433	\$246,685	\$246,685	\$0	\$0	\$0	\$0	\$8,441,118	\$8,441,118
4	Statewide Connectivity Corridor Projects	\$0	\$0	\$0	\$0	\$0	\$0	\$0	\$0	\$0	\$0
5	CMAQ	\$0	\$0	\$0	\$0	\$0	\$0	\$0	\$0	\$0	\$0
5 Flex	Map21 Flex	\$0	\$0	\$0	\$0	\$0	\$0	\$0	\$0	\$0	\$0
6	Structures	\$0	\$0	\$0	\$0	\$0	\$0	\$0	\$0	\$0	\$0
7	Metro Mobility & Rehab	\$0	\$0	\$0	\$0	\$26,796,902	\$26,796,902	\$0	\$0	\$26,796,902	\$26,796,902
8	Safety	\$0	\$0	\$0	\$0	\$0	\$0	\$0	\$0	\$0	\$0
9	Enhancements	\$1,234,456	\$1,234,456	\$0	\$0	\$0	\$0	\$0	\$0	\$1,234,456	\$1,234,456
9 Flex	TAP	\$0	\$0	\$0	\$0	\$0	\$0	\$0	\$0	\$0	\$0
10	Supplemental Transportation	\$14,819,709	\$14,819,709	\$1,800,514	\$1,800,514	\$0	\$0	\$0	\$0	\$16,620,223	\$16,620,223
10 CBI	Corridor Border	\$39,100,000	\$39,100,000	\$0	\$0	\$0	\$0	\$0	\$0	\$39,100,000	\$39,100,000
11	District Discretionary	\$0	\$0	\$0	\$0	\$0	\$0	\$0	\$0	\$0	\$0
12	Strategic Priority	\$0	\$0	\$0	\$0	\$0	\$0	\$0	\$0	\$0	\$0
12C	Strategic Priority RECON	\$0	\$0	\$0	\$0	\$0	\$0	\$0	\$0	\$0	\$0
12S	Strategic Priority RECON	\$0	\$0	\$0	\$0	\$0	\$0	\$0	\$0	\$0	\$0
SBPE	Strategy Budget PE	\$0	\$0	\$0	\$0	\$0	\$0	\$0	\$0	\$0	\$0
SB 102	Strategy 102	\$0	\$0	\$0	\$0	\$0	\$0	\$0	\$0	\$0	\$0
Total		\$63,348,598	\$63,348,598	\$2,047,199	\$2,047,199	\$26,796,902	\$26,796,902	\$0	\$0	\$92,192,699	\$92,192,699

Funding Participation Source

Source	FY 2017	FY 2018	FY 2019	FY 2020	Total
Federal	\$45,193,689	\$1,440,411	\$21,437,522	\$0	\$68,071,622
State	\$7,820,000	\$0	\$0	\$0	\$7,820,000
Local Match	\$2,140,476	\$360,103	\$5,359,380	\$0	\$7,859,959
CAT 3 - Local Contributions (LC)	\$8,194,433	\$246,685	\$0	\$0	\$8,441,118
CAT 3 - Prop 1	\$0	\$0	\$0	\$0	\$0
CAT 3 - Prop 7	\$0	\$0	\$0	\$0	\$0
CAT 3 - Prop 12	\$0	\$0	\$0	\$0	\$0
CAT 3 - Prop 14 Bonds	\$0	\$0	\$0	\$0	\$0
CAT 3 - Texas Mobility Fund	\$0	\$0	\$0	\$0	\$0
CAT 3 - Vehical Registration Fees - VTR	\$0	\$0	\$0	\$0	\$0
CAT 3 - RTR	\$0	\$0	\$0	\$0	\$0
CAT 3 - SH 121 Toll Revenue	\$0	\$0	\$0	\$0	\$0
CAT 3 - SH 161 Toll Revenue	\$0	\$0	\$0	\$0	\$0
CAT 3 - SH 130 Concession Revenue	\$0	\$0	\$0	\$0	\$0
CAT 3 - PTF	\$0	\$0	\$0	\$0	\$0
CAT 3 - Unique Federal Program - Tiger II	\$0	\$0	\$0	\$0	\$0
CAT 3 - TDC	\$0	\$0	\$0	\$0	\$0
Other - Section 5306	\$0	\$0	\$0	\$0	\$0
Other - Strategy PE Budget	\$0	\$0	\$0	\$0	\$0
Other - Strategy 102 Budget	\$0	\$0	\$0	\$0	\$0
Total	\$63,348,598	\$2,047,199	\$26,796,902	\$0	\$92,192,699

Vanessa Guerra

From: Randy Aguilar <Randy.Aguilar@txdot.gov>
nt: Tuesday, August 30, 2016 1:53 PM
o: Vanessa Guerra
Cc: Roberto Rodriguez III
Subject: November TIP Revision
Attachments: 2017-2020 Financial Summary Required Highway_STIP V13 AB 112016manual2.xlsx;
RUNS - MANUAL - 8-29-16.xlsx

Vanessa,

We will be adding 0086-14-065 to the new TIP (2017-2020) since it did not Let in August this will include adding 0086-14-081 for the ITS portion of the project. The estimate has since been updated and will be lowered to \$33,458,970 and the ITS will remain at \$1,000,000.

We will be adding 0922-33-175 for PS&E and ROW for the Hachar-Reuthinger Road Project from FM 1472 to IH 35 as a **grouped** project. This project will be funded with Cat 7 funds and local funds.

We will be adding 0086-14-910 with \$4,641,030 in CBI funding for the development of Plans, Specifications and Estimates to cover the area from US 59 to Jacaman for the two overpasses. (still pending Fed approval)

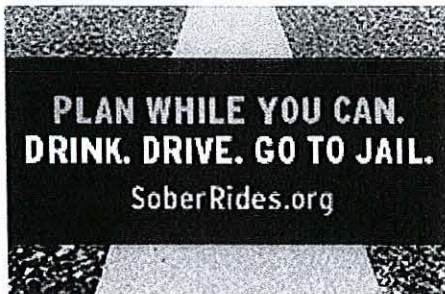
We will be revising CSJ 0922-33-165 for Hachar Road from FM1472 to Beltway Parkway for construction, engineering and contingencies using Cat 7 funding and local funding.
Cat 7 amount of \$21,437,521 and \$5,359,380 in local funds.

We will be revising CSJ 0922-33-076 from using Federal and State money to using Federal and Local funding and letting 9/17 (FY 18).

We will be revising CSJ 0922-33-093 from using Federal and State money to using Federal and Local funding and letting 9/17 (FY 18).

Attached is the manual run and the updated summary.

Randy Aguilar
956-712-7457
Randy.Aguilar@txdot.gov





Tano E. Tijerina
Webb County Judge

July 13, 2016

Mr. Nathan Bratton
Director – Laredo Urban Transportation Study MPO
1120 San Bernardo Ave
Laredo, Texas 78041

VIA: HAND DELIVERY

**RE: Proposed 2017-2020 Transportation Improvement Program (TIP)
amendment**

- **SL 20 Overpass at I35 - CSJ 0086-14-065 (from 0.33 miles west of I35 to 0.15 miles east of McPherson)**
- **SL 20 Extension – CSJ 0086-14-051 (from Havana to US59)**

Dear Mr. Bratton,

As discussed at the June 20, 2016 Laredo Urban Transportation Study Metropolitan Planning Organization (LUTS-MPO) Policy Committee meeting, due to the possibility of the TxDOT Laredo District receiving federal financial assistance in the form of a USDOT FASTLANE Grant for the Webb County Sponsored State Loop (SL) 20 Overpass at I35 Project. Due to the pending application for additional funding, it was reasonable to delay the letting from Fiscal Year (FY) 2016 to FY 2017 on the LUTS-MPO Transportation Improvement Plan (TIP) with the existing \$39.1 million in federal Coordinated Border Infrastructure (CBI) funds remaining in place.

The purpose of this letter is to provide an update on the status of the development of the above-referenced SL20 Overpass at I-35 project. As the project sponsor, Webb County, in partnership with TxDOT Laredo District and Dannenbaum Engineering have successfully developed the schematic, environmental, and finalized 100% Plans, Specifications, and Estimates (PS&E) for the above-referenced project to bring it to its current shovel ready status. Attached please find the latest construction cost estimate included in the 100% PS&E for the project.

Based on the recently submitted 100% PS&E for the SL20 overpass at I-35, the engineer's estimated construction cost is \$26,564,945.25, significantly lower than the \$39,100,000 in CBI currently programmed to the project at the LUTS-MPO. The most current engineer's estimate includes the changes incorporated by TxDOT Laredo District that include the addition of Intelligent Transportation Systems (ITS) cameras and related infrastructure, concrete pavement throughout the project, concrete slopes, and various drainage modifications. The addition of ITS alone by TxDOT represents a \$1,398,470.30 addition to the current engineer's estimate.

Webb County respectfully requests that the construction cost estimate be updated on LUTS-MPO planning documents during the next TIP amendment cycle to reflect the most current engineer's estimate based on 100% PS&E submitted to TxDOT. This can be accomplished in the same TIP revision that will adjust the letting date to FY 2017. The result of programming the project with the updated estimate would result in freeing up \$12,535,055 in CBI funds at the LUTS-MPO.

The TxDOT Laredo District has committed to receiving an Environmental Clearance for the above referenced SL20 Extension project by December 2016, allowing for Right-of-Way (ROW) acquisition process to begin and the project to become shovel ready in the near future.

As a result, we request that the balance of \$12,535,055 in CBI funds along with anticipated Disbursements of Prop. 1 and Prop. 7 funds allocated to the LUTS-MPO (see attached TxDOT UTP Planning Targets) be programmed in the TIP to fund PS&E, ROW acquisition, and construction of the overpasses along SL20 from US59 to Jacaman (CSJ 0086-14-051) with Webb County as the project sponsor as per the attached programming documents.

Due to the advanced status of the environmental document and the majority of the ROW belonging to local municipalities within the US59 to Airport segment, it is anticipated that the Airport Overpass could be let as soon as September 2017 (FY 2018) and the Jacaman Overpass could be let in September 2019 (FY 2020). This would result in \$35 million in SL 20 construction beginning within 15 months of the date of this letter at ZERO cost to the local governments.


As part of this request, Webb County requests that TxDOT Laredo District commit TxDOT funds, not local LUTS-MPO funds, to fund acquisition of the remaining SL20 Extension ROW, Construction Engineering, Contingencies, overruns, and other related project costs or ancillary project costs outside construction in order to maximize the use of LUTS-MPO funds for construction of the SL20 Extension. The TxDOT Laredo District may also opt to provide an additional \$5.0 million in construction dollars to the LUTS-MPO for SL20 Overpass at Jacaman and accelerate the construction from FY 2020 to FY 2019.

We believe that the attached funding options represent the most aggressive plan of action to make projects along the SL20 corridor shovel ready and leverage REAL locally

directed federal and state monies to expedite construction. The recent release of the proposed FY 2016 FASTLANE Project Awards (attached) did not include the selection of ANY projects within Texas. This is a clear indication that the local project sponsors must utilize the resources recently provided by the State of Texas to fund improvements in our area in the immediate future. This proactive approach of project development by Webb County has proven successful in the construction of the McPherson Overpass, current construction of the International Overpass, and the impending construction of the SL20 Overpass at I-35 scheduled to let in late 2016.

Webb County is committed to partnering with TxDOT, the City of Laredo, and any other entity to expedite construction of infrastructure projects in the region and reduce the burden on the local taxpayer. Should you have any questions, or require further information please contact Mr. Anthony Garza of Dannenbaum Engineering at (956) 639-2404 or our individual offices.

Sincerely,

A handwritten signature in black ink, appearing to read 'Tano E. Tijerina', with a long, sweeping horizontal stroke extending to the right.

Tano E. Tijerina
Webb County Judge

cc: Richard Raymond, State Representative, 42nd District of Texas
Pete Saenz Mayor, City of Laredo, Chairman, LUTS MPO
Pete Alvarez TxDOT Laredo District Engineer
Luis Perez-Garcia P.E. Webb County Engineer
Louis Jones P.E, Project Manager, Dannenbaum Engineering

CSJ: 0086-14-065

**(June 2016 Engineers Construction Cost Estimate)
(SL 20 Airport Overpass and SL 20 Jacaman Overpass)**

**LP 20 - IH 35 PROJECT
CONCRETE PAVEMENT DESIGN**

KDOT District: Laredo
County: Webb
Project: LP20 & IH 35
Limits:

From Sta: 421+69.64
To Sta: 490+35.14

6865.5 Ft

Revised
Date: 6/23/2016

Length:
CSJ: 0086-14-065

Prepared By: Dannenbaum Engineering Corp

ROADWAY

ITEM/CODE	ITEM DESCRIPTION	UNITS	QUANTITY	UNIT BID PRICE	TOTAL UNIT BID PRICE
100-6002	PREPARING ROW	STA	68.66	\$1,200.00	\$82,392.00
104-6009	REMOVING CONC (RIPRAP)	SY	40.00	\$15.00	\$600.00
104-6021	REMOVING CONC (CURB)	LF	391.00	\$15.00	\$5,865.00
104-6023	REMOVING CONC (CTB)	LF	14,180.00	\$14.00	\$198,520.00
104-6040	REMOVING CONC (PAVERS)	SY	352.00	\$13.00	\$4,576.00
105-6037	REMOVING STAB BASE AND ASPH PAV(0"-16")	SY	579.00	\$18.00	\$10,422.00
110-6001	EXCAVATION (ROADWAY)	CY	52,340.00	\$7.00	\$366,380.00
132-6002	EMBANKMENT (FINAL)(DENS CONT)(TY A)	CY	26,087.00	\$14.00	\$365,218.00
160-6003	FURNISHING AND PLACING TOPSOIL (4")	SY	90,725.00	\$0.35	\$31,753.75
164-6039	DRILL SEEDING (PERM) (URBAN) (CLAY)	SY	90,725.00	\$0.18	\$16,330.50
168-6001	VEGETATIVE WATERING	MG	1,418.00	\$20.00	\$28,360.00
216-6001	PROOF ROLLING	HR	20.00	\$144.00	\$2,880.00
275-6001	CEMENT	TON	305.00	\$175.00	\$53,375.00
275-6002	CEMENT TREAT (EXIST MATL) (6")	SY	41,053.00	\$3.50	\$143,685.50
310-6009	PRIME COAT (MC-30)	GAL	8,211.00	\$5.00	\$41,055.00
341-6076	D-GR HMA TY B SAC-B PG (64-22)	TON	9,853.00	\$100.00	\$985,300.00
360-6007	CONC PVMT (CONT REINF - CRCP) (13")	SY	41,053.00	\$65.00	\$2,668,445.00
400-6002	STRUCT EXCAV (BOX)	CY	6.00	\$140.00	\$840.00
401-6001	FLOWABLE BACKFILL	CY	3,100.00	\$130.00	\$403,000.00
416-6002	DRILL SHAFT (24 IN)	LF	14.00	\$150.00	\$2,100.00
416-6005	DRILL SHAFT (42 IN)	LF	176.00	\$200.00	\$35,200.00
416-6006	DRILL SHAFT (48 IN)	LF	54.00	\$350.00	\$18,900.00
420-6074	CL C CONC (MISC)	CY	11.00	\$1,500.00	\$16,500.00
423-6001	RETAINING WALL (MSE)	SF	22,093.00	\$48.00	\$1,060,464.00
432-6008	RIPRAP (CONC)(CL B)(RR8&RR9)	CY	255.00	\$500.00	\$127,500.00
432-6045	RIPRAP (MOW STRIP)(4 IN)	CY	5.00	\$499.00	\$2,495.00
432-6046	RIPRAP (MOW STRIP)(5 IN)	CY	48.00	\$600.00	\$28,800.00
442-6016	STRUCTURE STEEL (BRIDGE GRID DECK)	LB	836.00	\$23.00	\$19,228.00
450-6023	RAIL (TY SSTR)	LF	1,943.00	\$60.00	\$116,580.00
462-6019	CONC BOX CULV (8 FT X 4 FT)	LF	548.00	\$425.00	\$232,900.00
464-6003	RC PIPE (CL III)(18 IN)	LF	70.00	\$82.00	\$5,740.00
464-6005	RC PIPE (CL III)(24 IN)	LF	2,637.00	\$85.00	\$224,145.00
464-6007	RC PIPE (CL III)(30 IN)	LF	915.00	\$100.00	\$91,500.00
465-6160	INLET(COMPL)(PAZD)(FG)(4FTX4FT-4FTX4FT)	EA	8.00	\$4,500.00	\$36,000.00
465-6235	INLET (COMPL)(RWI)(TY I)	EA	2.00	\$9,000.00	\$18,000.00
465-6270	MANH (COMPL)(TY M)	EA	13.00	\$3,800.00	\$49,400.00
496-6005	REMOV STR (WINGWALL)	EA	2.00	\$2,000.00	\$4,000.00
496-6006	REMOV STR (HEADWALL)	EA	2.00	\$2,000.00	\$4,000.00
502-6001	BARRICADES, SIGNS AND TRAFFIC HANDLING	MO	15.00	\$2,000.00	\$30,000.00
506-6004	ROCK FILTER DAMS (INSTALL) (TY 4)	LF	120.00	\$42.00	\$5,040.00
506-6011	ROCK FILTER DAMS (REMOVE)	LF	120.00	\$15.00	\$1,800.00

**LP 20 - IH 35 PROJECT
CONCRETE PAVEMENT DESIGN**

TXDOT District: Laredo

County: Webb

Project: LP20 & IH 35

Limits:

From Sta: 421+69.64

To Sta: 490+35.14

6865.5 Ft

Revised

Date: 6/23/2016

Length:

CSJ: 0086-14-065

Prepared By:

Dannenbaum Engineering Corp

ROADWAY

ITEM/CODE	ITEM DESCRIPTION	UNITS	QUANTITY	UNIT BID PRICE	TOTAL UNIT BID PRICE
506-6020	CONSTRUCTION EXITS (INSTALL) (TY 1)	SY	444.00	\$38.00	\$16,872.00
506-6024	CONSTRUCTION EXITS (REMOVE)	SY	444.00	\$15.00	\$6,660.00
506-6038	TEMP SEDMT CONT FENCE (INSTALL)	LF	12,726.00	\$4.50	\$57,267.00
506-6039	TEMP SEDMT CONT FENCE (REMOVE)	LF	12,726.00	\$1.20	\$15,271.20
506-6041	BIODEG EROSN CONT LOGS (INSTL) (12")	LF	1,925.00	\$7.00	\$13,475.00
506-6043	BIODEG EROSN CONT LOGS (REMOVE)	LF	1,925.00	\$2.00	\$3,850.00
540-6001	MTL W-BEAM GD FEN (TIM POST)	LF	219.00	\$40.00	\$8,760.00
540-6006	MTL BEAM GD FEN TRANS (THRIE-BEAM)	EA	4.00	\$2,500.00	\$10,000.00
540-6016	DOWNSTREAM ANCHOR TERMINAL SECTION	EA	4.00	\$950.00	\$3,800.00
544-6001	GUARDRAIL END TREATMENT (INSTALL)	EA	2.00	\$3,500.00	\$7,000.00
545-6001	CRASH CUSH ATTEN (INSTL)	EA	3.00	\$16,000.00	\$48,000.00
610-6106	IN RD IL (U/P) (TY 2) (150W EQ) LED	EA	4.00	\$1,500.00	\$6,000.00
618-6023	CONDT (PVC) (SCH 40) (2")	LF	8,404.00	\$8.00	\$67,232.00
618-6033	CONDT (PVC) (SCH 40) (4")	LF	516.00	\$18.00	\$9,288.00
618-6047	CONDT (PVC) (SCH 80) (2") (BORE)	LF	1,270.00	\$20.00	\$25,400.00
618-6066	CONDT (RM) (1 1/4")	LF	946.00	\$15.00	\$14,190.00
620-6005	ELEC CONDR (NO.10) BARE	LF	18,640.00	\$1.50	\$27,960.00
620-6006	ELEC CONDR (NO.10) INSULATED	LF	2,028.00	\$1.00	\$2,028.00
620-6007	ELEC CONDR (NO.8) BARE	LF	1,722.00	\$1.25	\$2,152.50
620-6008	ELEC CONDR (NO.8) INSULATED	LF	21,070.00	\$1.50	\$31,605.00
620-6009	ELEC CONDR (NO.6) BARE	LF	8,677.00	\$1.50	\$13,015.50
620-6010	ELEC CONDR (NO.6) INSULATED	LF	10,042.00	\$2.00	\$20,084.00
624-6001	GROUND BOX TY A (122311)	EA	1.00	\$1,200.00	\$1,200.00
624-6002	GROUND BOX TY A (122311)W/APRON	EA	8.00	\$1,000.00	\$8,000.00
624-6008	GROUND BOX TY C (162911)W/APRON	EA	34.00	\$1,100.00	\$37,400.00
628-6002	REMOVE ELECTRICAL SERVICES	EA	2.00	\$570.00	\$1,140.00
628-6046	ELC SRV TY A 240/480 060(NS)SS(E)SP(U)	EA	1.00	\$5,000.00	\$5,000.00
628-6131	ELC SRV TY D 120/240 060(NS)GS(N)SP(O)	EA	14.00	\$2,950.00	\$41,300.00
636-6001	ALUMINUM SIGNS (TY A)	SF	330.00	\$25.00	\$8,250.00
636-6002	ALUMINUM SIGNS (TY G)	SF	63.00	\$24.00	\$1,512.00
636-6003	ALUMINUM SIGNS (TY O)	SF	761.00	\$22.00	\$16,742.00
644-6001	IN SM RD SN SUP&AM TY10BWG(1)SA(P)	EA	9.00	\$600.00	\$5,400.00
644-6004	IN SM RD SN SUP&AM TY10BWG(1)SA(T)	EA	3.00	\$600.00	\$1,800.00
644-6030	IN SM RD SN SUP&AM TYS80(1)SA(T)	EA	7.00	\$650.00	\$4,550.00
644-6064	IN BRIDGE MNT CLEARANCE SGN ASSM(TY N)	EA	4.00	\$2,100.00	\$8,400.00
644-6070	RELOCATE SM RD SN SUP&AM TY S80	EA	18.00	\$360.00	\$6,480.00
644-6076	REMOVE SM RD SN SUP&AM	EA	2.00	\$100.00	\$200.00
644-6078	REMOVE SM RD SN SUP&AM (SIGN ONLY)	EA	9.00	\$75.00	\$675.00
647-6001	INSTALL LRSS (STRUCT STEEL)	LB	407.00	\$4.00	\$1,628.00
650-6028	INS OH SN SUP(30 FT BAL TEE)	EA	3.00	\$30,500.00	\$91,500.00
650-6056	INS OH SN SUP(45 FT BRDG)(SPAN ONLY)	EA	1.00	\$20,000.00	\$20,000.00

**LP 20 - IH 35 PROJECT
CONCRETE PAVEMENT DESIGN**

XDOT District: Laredo

County: Webb

Project: LP20 & IH 35

Limits:

From Sta: 421+69.64

To Sta: 490+35.14

6865.5 Ft

Revised

Date: 6/23/2016

Length:

CSJ: 0086-14-065

Prepared By:

Dannenbaum Engineering Corp

ROADWAY

ITEM/CODE	ITEM DESCRIPTION	UNITS	QUANTITY	UNIT BID PRICE	TOTAL UNIT BID PRICE
650-6071	INS OH SN SUP(60 FT BRDG)(SPAN ONLY)	EA	1.00	\$23,000.00	\$23,000.00
666-6036	REFL PAV MRK TY I (W)8"(SLD)(100MIL)	LF	3,401.00	\$1.25	\$4,251.25
666-6042	REFL PAV MRK TY I (W)12"(SLD)(100MIL)	LF	600.00	\$3.50	\$2,100.00
666-6054	REFL PAV MRK TY I (W)(ARROW)(100MIL)	EA	2.00	\$100.00	\$200.00
666-6076	REFL PAV MRK TY I (W)(WORD)(060MIL)	EA	301.00	\$1.00	\$301.00
666-6078	REFL PAV MRK TY I (W)(WORD)(100MIL)	EA	2.00	\$150.00	\$300.00
666-6300	RE PM WRET REQ TY I (W)4"(BRK)(100MIL)	LF	3,470.00	\$0.80	\$2,776.00
666-6303	RE PM WRET REQ TY I (W)4"(SLD)(100MIL)	LF	14,287.00	\$0.45	\$6,429.15
666-6315	RE PM WRET REQ TY I (Y)4"(SLD)(100MIL)	LF	16,359.00	\$0.45	\$7,361.55
672-6010	REFL PAV MRKR TY II-C-R	EA	398.00	\$5.00	\$1,990.00
677-6001	ELIM EXT PAV MRK & MRKS (4")	LF	3,794.00	\$1.25	\$4,742.50
678-6001	PAV SURF PREP FOR MRK (4")	LF	1,211.00	\$0.45	\$544.95
678-6004	PAV SURF PREP FOR MRK (8")	LF	1,689.00	\$2.00	\$3,378.00
678-6006	PAV SURF PREP FOR MRK (12")	LF	902.00	\$3.00	\$2,706.00
680-6002	INSTALL HWY TRF SIG (ISOLATED)	EA	1.00	\$25,000.00	\$25,000.00
"	TRAFFIC SIGNAL CABINET AND CONTROLLER	EA	1.00		
"	TRAFFIC SIGNAL FOUNDATION (CONCRETE)	EA	1.00		
"	PREFAV TRAFFIC SIGNAL FOUNDATION	EA	1.00		
"	RELOCATION OF TRAFFIC SIGNAL CABINET	EA	1.00		
"	GROUND ROD (58"X10')	EA	1.00		
"	STREET SIGNS (IH35 & BOB BULLOCK LP)	EA	8.00		
"	FIBER OPTIC TERMINATION (6-STRAND)	EA	2.00		
"	RELOCATION OF ITS NETWORK SWITCH AND FIBER OPTIC PATCH PANEL	EA	2.00		
"	REMOVAL OF EXISTING TRAFFIC SIGNAL CABINET FOUNDATION	EA	2.00		
"	REMOVAL OF EXISTING LUMINARIES	EA	4.00		
"	REMOVAL OF ILLUMINATED STREET SIGNS	EA	8.00		
"	AND CONTROLLER	EA	1.00		
682-6001	VEH SIG SEC (12")LED(GRN)	EA	16.00	\$65.00	\$1,040.00
682-6003	VEH SIG SEC (12")LED(YEL)	EA	16.00	\$70.00	\$1,120.00
682-6005	VEH SIG SEC (12")LED(RED)	EA	16.00	\$65.00	\$1,040.00
682-6016	VEH SIG SEC (12")LED(HOUSING ONLY)	EA	48.00	\$130.00	\$6,240.00
682-6023	BACK PLATE (12")(3 SEC)	EA	16.00	\$65.00	\$1,040.00
684-6007	TRF SIG CBL (TY A)(12 AWG)(2 CONDR)	LF	3,642.00	\$1.45	\$5,280.90
684-6009	TRF SIG CBL (TY A)(12 AWG)(4 CONDR)	LF	3,642.00	\$1.80	\$6,555.60
684-6010	TRF SIG CBL (TY A)(12 AWG)(5 CONDR)	LF	680.00	\$1.50	\$1,020.00
684-6012	TRF SIG CBL (TY A)(12 AWG)(7 CONDR)	LF	3,348.00	\$3.50	\$11,718.00
690-6006	REMOVAL OF GROUND BOXES	EA	6.00	\$235.00	\$1,410.00
690-6009	REMOVAL OF CABLES	LF	17,240.00	\$0.80	\$13,792.00
690-6024	REMOVAL OF SIGNAL HEAD ASSM	EA	28.00	\$210.00	\$5,880.00

**LP 20 - IH 35 PROJECT
CONCRETE PAVEMENT DESIGN**

TXDOT District: Laredo
County: Webb
Project: LP20 & IH 35
Limits:

From Sta: 421+69.64
To Sta: 490+35.14

6865.5 Ft

**Revised
Date:** 6/23/2016

Length:
CSJ: 0086-14-065

Prepared By: Dannenbaum Engineering Corp

ROADWAY

ITEM/CODE	ITEM DESCRIPTION	UNITS	QUANTITY	UNIT BID PRICE	TOTAL UNIT BID PRICE
690-6105	REROUTE CABLES	LF	6,374.00	\$3.00	\$19,122.00
740-6005	ANTI - GRAFFITI COATING(PERMANENT-TY III)	SF	22,093.00	\$1.20	\$26,511.60
5001-6001	GEOGRID BASE REINFORCEMENT (TY I)	SY	17,744.00	\$2.00	\$35,488.00
6001-6002	PORTABLE CHANGEABLE MESSAGE SIGN	EA	5.00	\$16,000.00	\$80,000.00
6002-6002	VIVDS CAMERA ASSEMBLY	EA	3.00	\$2,000.00	\$6,000.00
6004-6031	ITS COM CBL (ETHERNET)	LF	710.00	\$3.80	\$2,698.00
6007-6010	FIBER OPTIC CBL (SNGLE-MODE)(6 FIBER)	LF	10,548.00	\$3.10	\$32,698.80
6007-6021	FIBER OPTIC SPLICE ENCLOSURE	EA	6.00	\$4,300.00	\$25,800.00
6007-6022	FIBER OPTIC PATCH PANEL (6 POSITION)	EA	16.00	\$2,300.00	\$36,800.00
6007-6023	FIBER OPTIC PATCH PANEL (12 POSITION)	EA	1.00	\$2,900.00	\$2,900.00
6007-6025	FIBER OPTIC PATCH PANEL (72 POSITION)	EA	1.00	\$3,500.00	\$3,500.00
6008-6023	ITS GRND MNT CAB (TY 4) (CONF 1)	EA	3.00	\$13,200.00	\$39,600.00
6010-6001	CCTV FIELD EQUIPMENT (ANALOG)	EA	5.00	\$9,300.00	\$46,500.00
6010-6013	REMOVE CCTV FIELD EQUIPMENT	EA	1.00	\$1,500.00	\$1,500.00
6027-6003	CONDUIT (PREPARE)	LF	17,497.00	\$2.00	\$34,994.00
6028-6002	INSTALL DMS (FOUNDATION MTD CABINET)	EA	3.00	\$17,500.00	\$52,500.00
6029-6001	RADAR VEHICLE SENSING DEVICE	EA	10.00	\$9,850.00	\$98,500.00
6064-6027	ITS POLE (40 FT)(REM)	EA	1.00	\$1,500.00	\$1,500.00
6064-6037	ITS POLE (50 FT)(90 MPH)	EA	12.00	\$13,150.00	\$157,800.00
6064-6038	ITS POLE (50 FT)(110 MPH)	EA	2.00	\$15,000.00	\$30,000.00
6064-6076	ITS POLE MNT CAB (TY 1)(CONF 2)	EA	12.00	\$6,500.00	\$78,000.00
6134-6001	REMOVE DYNAMIC MESSAGE SIGN SYSTEM	EA	2.00	\$11,200.00	\$22,400.00
6186-6004	ITS GND BOX(PCAST) TY 1 (243648)W/APRN	EA	15.00	\$2,300.00	\$34,500.00
6186-6005	INSTALLATION OF DIGITAL VIDEO ENCODER	EA	5.00	\$900.00	\$4,500.00
6186-6006	INSTALLATION OF TRANSCEIVER	EA	28.00	\$650.00	\$18,200.00
6186-6007	INSTALLATION OF HARDENED ETHERNET SWITCH	EA	1.00	\$650.00	\$650.00
6186-6008	INSTALLATION OF WBER SYSTEM	EA	2.00	\$1,400.00	\$2,800.00
6186-6009	INSTALLATION OF ETHERNET SURGE PROTECTOR	EA	4.00	\$350.00	\$1,400.00
SUBTOTAL ROADWAY					\$9,248,456.25

BRIDGE ITEMS

400-6005	CEM STABIL BKFL	CY	410.60	\$135.00	\$55,431.00
416-6004	DRILL SHAFT (36 IN)	LF	821.00	\$180.00	\$147,780.00
416-6006	DRILL SHAFT (48 IN)	LF	1,183.00	\$350.00	\$414,050.00
416-6008	DRILL SHAFT (60 IN)	LF	1,958.00	\$400.00	\$783,200.00
420-6013	CL C CONC (ABUT)	CY	125.10	\$1,500.00	\$187,650.00
420-6025	CL C CONC (BENT)	CY	4,400.50	\$1,000.00	\$4,400,500.00
422-6001	REINF CONC SLAB	SF	247,622.00	\$15.00	\$3,714,330.00
422-6015	APPROACH SLAB	CY	169.50	\$500.00	\$84,750.00
425-6039	PRESTR CONC GIRDER (TX54)	LF	30,751.09	\$140.00	\$4,305,152.60
450-6023	RAIL (TY SSTR)	LF	11,750.41	\$60.00	\$705,024.60

**LP 20 - IH 35 PROJECT
CONCRETE PAVEMENT DESIGN**

TXDOT District: Laredo

County: Webb

Project: LP20 & IH 35

Limits:

From Sta: 421+69.64

To Sta: 490+35.14

6865.5 Ft

Revised

Date: 6/23/2016

Length:

CSJ: 0086-14-065

Prepared By:

Dannenbaum Engineering Corp

ROADWAY

ITEM/CODE	ITEM DESCRIPTION	UNITS	QUANTITY	UNIT BID PRICE	TOTAL UNIT BID PRICE
454-6001	SEALED EXPANSION JOINT (4 IN) (SEJ - A)	LF	862.20	\$94.00	\$81,046.80
471-6007	GRATE AND FRAME (BRIDGE DRAIN)	EA	26.00	\$4,000.00	\$104,000.00
636-6001	ALUMINUM SIGNS (TY A)	SF	56.00	\$25.00	\$1,400.00
644-6065	IN BRIDGE MNT CLEARANCE SGN ASSM(TY S)	EA	2.00	\$2,100.00	\$4,200.00
SUBTOTAL BRIDGE ITEMS					\$14,988,515.00

STATE FORCE ACCOUNT ITS ITEMS

	FIELD HARDENED ETHERNET SWITCH	EA	1.00	\$2,500.00	\$2,500.00
	DYNAMIC MESSAGE SIGN (DMS) WITH GND MNT CABINET	EA	3.00	\$85,500.00	\$256,500.00
	VIDEO ENCODERS (1 CHANNEL)	EA	5.00	\$1,500.00	\$7,500.00
	MEDIA CONVERTER CARD CAGE	EA	2.00	\$800.00	\$1,600.00
	ETHERNET MEDIA CONVERTER (TRANSCEIVER)	EA	28.00	\$1,000.00	\$28,000.00
	ETHERNET SURGE PROTECTOR	EA	3.00	\$300.00	\$900.00
	WBER SYSTEM 5.8 GHZ SYSTEM	EA	2.00	\$1,600.00	\$3,200.00
SUBTOTAL STATE FORCE ACCOUNT ITS ITEMS					\$300,200.00

STATE FORCE ACCOUNT UTILITIES

	EXTEND POWER LINES	LS	1.00	\$60,000.00	\$60,000.00
SUBTOTAL STATE FORCE ACCOUNT UTILITIES					\$60,000.00

CONSTRUCTION COST SUBTOTAL = \$24,597,171.25

500-6001	MOBILIZATION	LS	MOBILIZATION (8% ROADWAY, BRIDGE) SUBTOTAL	\$1,967,774.00
----------	--------------	----	--	----------------

CONSTRUCTION COST TOTAL = \$26,564,945.25

TxDOT UTP Planning Targets

DRAFT 2017 UTP PLANNING TARGETS

Category 2: Metropolitan (TMA) and Urbanized (Non-TMA) Corridor Total Funding Summary Including Prop 1 & Additional											
	FY 2017	FY 2018	FY 2019	FY 2020	FY 2021	FY 2022	FY 2023	FY 2024	FY 2025	FY 2026	TOTALS
DiadromPO/Division											
Abilene	1,520,000	5,120,000	5,280,000	5,280,000	7,470,000	7,510,000	7,890,000	7,810,000	7,920,000	7,920,000	85,410,000
Amarillo	6,270,000	20,030,000	13,500,000	11,000,000	12,070,000	12,140,000	12,760,000	12,760,000	12,810,000	12,810,000	129,590,000
Atlanta	890,000	2,990,000	2,990,000	4,000,000	4,390,000	4,370,000	4,600,000	4,610,000	4,610,000	4,610,000	38,100,000
Austin	41,110,000	178,040,000	149,295,000	127,260,000	122,460,000	123,160,000	129,480,000	129,810,000	129,850,000	129,850,000	1,239,530,000
Beaumont	200,380,000	281,480,000	281,480,000	281,480,000	324,810,000	328,430,000	343,190,000	344,070,000	344,440,000	344,440,000	3,182,270,000
Brownwood	6,250,000	27,530,000	27,530,000	288,170,000	30,880,000	32,330,000	32,330,000	32,410,000	32,450,000	32,450,000	284,470,000
Bryan	2,650,000	10,350,000	10,350,000	11,300,000	17,640,000	13,020,000	13,690,000	13,730,000	13,740,000	13,740,000	122,860,000
Childress	2,650,000	10,350,000	10,350,000	11,300,000	17,640,000	13,020,000	13,690,000	13,730,000	13,740,000	13,740,000	122,860,000
Corpus Christi	2,650,000	10,350,000	10,350,000	11,300,000	17,640,000	13,020,000	13,690,000	13,730,000	13,740,000	13,740,000	122,860,000
Dallas	2,650,000	10,350,000	10,350,000	11,300,000	17,640,000	13,020,000	13,690,000	13,730,000	13,740,000	13,740,000	122,860,000
El Paso	2,650,000	10,350,000	10,350,000	11,300,000	17,640,000	13,020,000	13,690,000	13,730,000	13,740,000	13,740,000	122,860,000
Fort Worth	2,650,000	10,350,000	10,350,000	11,300,000	17,640,000	13,020,000	13,690,000	13,730,000	13,740,000	13,740,000	122,860,000
Houston	2,650,000	10,350,000	10,350,000	11,300,000	17,640,000	13,020,000	13,690,000	13,730,000	13,740,000	13,740,000	122,860,000
Laredo	2,650,000	10,350,000	10,350,000	11,300,000	17,640,000	13,020,000	13,690,000	13,730,000	13,740,000	13,740,000	122,860,000
Lubbock	2,650,000	10,350,000	10,350,000	11,300,000	17,640,000	13,020,000	13,690,000	13,730,000	13,740,000	13,740,000	122,860,000
Lufkin	2,650,000	10,350,000	10,350,000	11,300,000	17,640,000	13,020,000	13,690,000	13,730,000	13,740,000	13,740,000	122,860,000
Odessa	2,650,000	10,350,000	10,350,000	11,300,000	17,640,000	13,020,000	13,690,000	13,730,000	13,740,000	13,740,000	122,860,000
Paris	2,650,000	10,350,000	10,350,000	11,300,000	17,640,000	13,020,000	13,690,000	13,730,000	13,740,000	13,740,000	122,860,000
Pharr	2,650,000	10,350,000	10,350,000	11,300,000	17,640,000	13,020,000	13,690,000	13,730,000	13,740,000	13,740,000	122,860,000
San Angelo	2,650,000	10,350,000	10,350,000	11,300,000	17,640,000	13,020,000	13,690,000	13,730,000	13,740,000	13,740,000	122,860,000
San Antonio	2,650,000	10,350,000	10,350,000	11,300,000	17,640,000	13,020,000	13,690,000	13,730,000	13,740,000	13,740,000	122,860,000
Tyler	2,650,000	10,350,000	10,350,000	11,300,000	17,640,000	13,020,000	13,690,000	13,730,000	13,740,000	13,740,000	122,860,000
Waco	2,650,000	10,350,000	10,350,000	11,300,000	17,640,000	13,020,000	13,690,000	13,730,000	13,740,000	13,740,000	122,860,000
Wichita Falls	2,650,000	10,350,000	10,350,000	11,300,000	17,640,000	13,020,000	13,690,000	13,730,000	13,740,000	13,740,000	122,860,000
Yoakum	2,650,000	10,350,000	10,350,000	11,300,000	17,640,000	13,020,000	13,690,000	13,730,000	13,740,000	13,740,000	122,860,000
(ABL) Abilene MPO	1,520,000	5,120,000	5,280,000	5,280,000	7,470,000	7,510,000	7,890,000	7,810,000	7,920,000	7,920,000	85,410,000
(AMA) Amarillo MPO	6,270,000	20,030,000	13,500,000	11,000,000	12,070,000	12,140,000	12,760,000	12,760,000	12,810,000	12,810,000	129,590,000
(ATL) Austin MPO	890,000	2,990,000	2,990,000	4,000,000	4,390,000	4,370,000	4,600,000	4,610,000	4,610,000	4,610,000	38,100,000
(AUS) CAMPO MPO	41,110,000	178,040,000	149,295,000	127,260,000	122,460,000	123,160,000	129,480,000	129,810,000	129,850,000	129,850,000	1,239,530,000
(BMT & HOU) HGAC TMA	200,380,000	281,480,000	281,480,000	281,480,000	324,810,000	328,430,000	343,190,000	344,070,000	344,440,000	344,440,000	3,182,270,000
(BMT) JHORTIS MPO	6,250,000	27,530,000	27,530,000	288,170,000	30,880,000	32,330,000	32,330,000	32,410,000	32,450,000	32,450,000	284,470,000
(BRY) Bryan-Collins Station MPO	2,650,000	10,350,000	10,350,000	11,300,000	17,640,000	13,020,000	13,690,000	13,730,000	13,740,000	13,740,000	122,860,000
(CRP) Corpus Christi TMA	2,650,000	10,350,000	10,350,000	11,300,000	17,640,000	13,020,000	13,690,000	13,730,000	13,740,000	13,740,000	122,860,000
(DAL) FTW & PARI NGTCCOG TMA	111,100,000	312,480,000	312,480,000	312,480,000	312,480,000	312,480,000	312,480,000	312,480,000	312,480,000	312,480,000	3,124,800,000
(ELP) El Paso TMA	10,510,000	36,880,000	36,880,000	36,880,000	36,880,000	36,880,000	36,880,000	36,880,000	36,880,000	36,880,000	368,800,000
(LRD) Laredo TMA	2,430,000	14,840,000	14,840,000	14,840,000	14,840,000	14,840,000	14,840,000	14,840,000	14,840,000	14,840,000	148,400,000
(LBB) Lubbock TMA	2,430,000	14,840,000	14,840,000	14,840,000	14,840,000	14,840,000	14,840,000	14,840,000	14,840,000	14,840,000	148,400,000
(ODA) Midland-Odessa TMA	6,330,000	12,880,000	12,880,000	12,880,000	12,880,000	12,880,000	12,880,000	12,880,000	12,880,000	12,880,000	128,800,000
(PAR) Sherman-Denison MPO	3,140,000	11,810,000	11,810,000	11,810,000	11,810,000	11,810,000	11,810,000	11,810,000	11,810,000	11,810,000	118,100,000
(PHR) Haltom-San Benito MPO	1,920,000	6,430,000	6,430,000	6,430,000	6,430,000	6,430,000	6,430,000	6,430,000	6,430,000	6,430,000	64,300,000
(PHR) Haltom County TMA	7,880,000	28,710,000	28,710,000	28,710,000	28,710,000	28,710,000	28,710,000	28,710,000	28,710,000	28,710,000	287,100,000
(PHR) Brownsville TMA	2,170,000	7,290,000	7,290,000	7,290,000	7,290,000	7,290,000	7,290,000	7,290,000	7,290,000	7,290,000	72,900,000
(SJT) San Angelo MPO	1,000,000	14,840,000	14,840,000	14,840,000	14,840,000	14,840,000	14,840,000	14,840,000	14,840,000	14,840,000	148,400,000
(GAT) Austin MPO	3,340,000	110,330,000	110,330,000	110,330,000	110,330,000	110,330,000	110,330,000	110,330,000	110,330,000	110,330,000	1,103,300,000
(TYL) Tyler MPO	1,880,000	3,340,000	3,340,000	3,340,000	3,340,000	3,340,000	3,340,000	3,340,000	3,340,000	3,340,000	33,400,000
(WAC) Keller-Temple TMA	4,880,000	18,930,000	18,930,000	18,930,000	18,930,000	18,930,000	18,930,000	18,930,000	18,930,000	18,930,000	189,300,000
(WAC) Waco MPO	4,460,000	14,970,000	14,970,000	14,970,000	14,970,000	14,970,000	14,970,000	14,970,000	14,970,000	14,970,000	149,700,000
(WFS) Wichita Falls MPO	1,230,000	4,130,000	4,130,000	4,130,000	4,130,000	4,130,000	4,130,000	4,130,000	4,130,000	4,130,000	41,300,000
(YKM) Victoria MPO	1,880,000	5,820,000	5,820,000	5,820,000	5,820,000	5,820,000	5,820,000	5,820,000	5,820,000	5,820,000	58,200,000
Bridge Division	-	-	-	-	-	-	-	-	-	-	-
Traffic Division	-	-	-	-	-	-	-	-	-	-	-
Design Division	-	-	-	-	-	-	-	-	-	-	-
Federal Highway-Highway Safety Program	-	-	-	-	-	-	-	-	-	-	-
Federal Railroad Grade Crossing Program	-	-	-	-	-	-	-	-	-	-	-
Railroad Signal Maintenance Program	-	-	-	-	-	-	-	-	-	-	-
Texas Parks and Wildlife Program	-	-	-	-	-	-	-	-	-	-	-
Landscape Incentive Awards Program	-	-	-	-	-	-	-	-	-	-	-
Americans with Disabilities Act	-	-	-	-	-	-	-	-	-	-	-
PTN TAP	-	-	-	-	-	-	-	-	-	-	-
TAP Flex	-	-	-	-	-	-	-	-	-	-	-
Green Ribbon	-	-	-	-	-	-	-	-	-	-	-
Strategic Partnership Agreement with RMA's	-	-	-	-	-	-	-	-	-	-	-
Federal Lands Access Program	-	-	-	-	-	-	-	-	-	-	-
Statewide	-	-	-	-	-	-	-	-	-	-	-
Statewide Unallocated	-	-	-	-	-	-	-	-	-	-	-
TOTAL	\$ 570,850,000	\$ 1,198,480,000	\$ 1,269,480,000	\$ 1,349,440,000	\$ 1,308,980,000	\$ 1,316,380,000	\$ 1,353,970,000	\$ 1,387,600,000	\$ 1,389,000,000	\$ 1,388,380,000	\$ 12,849,450,000

05/04/16

2017-2020 TIP Amendment
(SL 20 Airport Overpass and SL 20 Jacaman Overpass)

Laredo Urban Transportation Study Metropolitan Transportation Organization 10 Year UTP Funding Projection:

Fiscal Year	2016	2017	2018	2019	2020	2021	2022	2023	2024	2025	2026	
Proposition 1 MPO Only	\$ -	\$ 2,430,000.00	\$ -	\$ -	\$ -	\$ -	\$ -	\$ -	\$ -	\$ -	\$ -	\$ 2,430,000.00
Proposition 1 & 7 MPO Only Planning Target*	\$ -	\$ -	\$ 14,980,000.00	\$ 8,420,000.00	\$ 10,910,000.00	\$ 11,880,000.00	\$ 11,950,000.00	\$ 12,560,000.00	\$ 12,600,000.00	\$ 12,610,000.00	\$ 12,600,000.00	\$ 95,910,000.00
CBI	\$ 39,959,667.82											\$ 39,959,667.82
Subtotals	\$ 39,959,667.82	\$ 2,430,000.00	\$ 14,980,000.00	\$ 8,420,000.00	\$ 10,910,000.00	\$ 11,880,000.00	\$ 11,950,000.00	\$ 12,560,000.00	\$ 12,600,000.00	\$ 12,610,000.00	\$ 12,600,000.00	\$ 138,299,667.82
TIP / STIP Years (2015-2018)												
UTP Years (2016-2025)												
Estimated Total Funding Available	\$ -	\$ 2,430,000.00	\$ 14,980,000.00	\$ 8,420,000.00	\$ 10,910,000.00	\$ 11,880,000.00	\$ 11,950,000.00	\$ 12,560,000.00	\$ 12,600,000.00	\$ 12,610,000.00	\$ 12,600,000.00	\$ 98,340,000.00
Obligated to Loop 20 @ I35 (\$39.1 mil - current CC estimate)												
Unobligated												
Loop 20 Project Programming												
Project	2016	2017	2018	2019	2020	2021	2022	2023	2024	2025	2026	
I-35 Interchange Facility @ Loop 20 (CSI: 0086-14-065)		\$ 26,564,945.25										
PS&E from 59 to Jacamen		\$ 4,641,030.28										
Airport Overpass and Roadway to US-59 ROW		\$ 4,806,663.03										
LP 20 Airport Overpass Construction			\$ 14,785,990.58									
Jacamen Overpass Construction**					\$ 19,691,423.83							
Total FY Funding Available prior to Programming	\$ 39,959,667.82	\$ 42,389,667.82	\$ 21,357,029.25	\$ 14,991,038.67	\$ 25,901,038.67	\$ 18,089,614.84	\$ 30,039,614.84	\$ 42,599,614.84	\$ 55,199,614.84	\$ 67,809,614.84	\$ 80,409,614.84	
Unallocated Funds	\$ 39,959,667.82	\$ 6,377,029.25	\$ 6,571,038.67	\$ 14,991,038.67	\$ 6,209,614.84	\$ 18,089,614.84	\$ 30,039,614.84	\$ 42,599,614.84	\$ 55,199,614.84	\$ 67,809,614.84	\$ 80,409,614.84	

	Design Phase
	ROW Phase
	Construction Phase

*Based on most recent TxDOT literature. All assumptions were based on current revenue estimates in the 2016 UTP and literature from TxDOT regarding Proposition 1 and 7 amounts. These amounts do not include Proposition 1 and/or 7 amounts that the TxDOT Laredo District may receive in addition to the disbursements to the LUTS MPO. ** \$4.7 million in additional TxDOT Laredo District funds would accelerate construction from FY2020 to FY2019

Project		LP 20 Airport Overpass Construction		0086-14-077	
		Scheduled letting: September 2017 - FY 2018			
LATEST ESTIMATE - 6/24/2016 - DEC					
ROW			\$4,806,663.03		
Construction Cost			\$14,785,990.58		
Construction Engineering	4.50%		\$665,369.58		
Contingency	6.50%		\$961,089.39		
Indirect	6.20%		\$916,731.42		
Total Project Cost*			\$22,135,843.99		
YOE Cost			\$14,785,990.58		
PROPOSED PROGRAMMING					
Funding by Category	Phase	Total	Federal	State	Local
Proposition 1	Construction	2,430,000.00	0.00	2,430,000.00	0.00
Proposition 1 & 7 MPO Only Plan	Construction	12,355,990.58	0.00	12,355,990.58	0.00
TOTAL PROGRAMMED FUNDS		14,785,990.58	0.00	14,785,990.58	0.00
*no escalation was used on lettings within the 2017-2020 TIP years or ROW costs, outside of FY 2020 3% escalation per year was used					

Project		Jacaman Overpass Construction**		0086-14-078	
		Scheduled letting: September 2019 - FY 2020			
LATEST ESTIMATE - 10/1/15 - DEC					
Preliminary Engineering					
ROW			\$8,807,487.54		
Construction Cost			\$19,691,423.83		
Construction Engineering	4.50%		\$886,114.07		
Contingency	6.50%		\$1,279,942.55		
Indirect	6.20%		\$1,220,868.28		
PS&E	5.50%		\$1,083,028.31		
Total Project Cost*			\$32,968,864.58		
YOE Cost			\$19,691,423.83		
PROPOSED PROGRAMMING					
Funding by Category	Phase	Total	Federal	State	Local
Proposition 1 & 7 MPO Only Plan	Construction	19,691,423.83	0.00	19,691,423.83	0.00
TOTAL PROGRAMMED FUNDS		19,691,423.83	0.00	19,691,423.83	0.00
*no escalation was used on lettings within the 2017-2020 TIP years or ROW costs, outside of FY 2020 3% escalation per year was used. ** \$4.7 million In additional TxDOT Laredo District funds would accelerate construction from FY2020 to FY2019					

U.S. Department of Transportation
Proposed FY 2016 FASTLANE Project Awards



U.S. Department of Transportation Proposed FY 2016 FASTLANE Project Awards

Pursuant to Section 1105 of the FAST Act, the Department is providing this list of proposed awards to the authorizing committees of jurisdiction. This list must remain with the committees for 60 days before issuing the awards.

The U.S. Department of Transportation conducted a thorough and fully documented review process to choose projects that will have significant regional and national impacts by reducing congestion, expanding capacity, using innovative technology, improving safety, or moving freight more efficiently.

This list of proposed Fostering Advancements in Shipping and Transportation for the Long-term Achievement of National Efficiencies (FASTLANE) grant awards is the culmination of a thorough technical assessment of 212 applications requesting a total of \$9.8 billion, more than 10 times the available amount. Due to funding limitations, we were only able to fund a small percentage of the excellent, eligible applications.

Project Name	Applicant Organization	State	Project Size	FASTLANE Proposed Award	Total Project Cost	117(d)(2)(A) Limitation*
Interstate 10 Phoenix to Tucson Corridor Improvements	Arizona Department of Transportation	AZ	Large	\$54,000,000	\$157,500,000	-
SR-11 Segment 2 and Southbound Connectors	California Department of Transportation	CA	Large	\$49,280,000	\$172,200,000	-
Arlington Memorial Bridge Reconstruction Project	National Park Service	DC	Large	\$90,000,000	\$166,000,000	-
Port of Savannah International Multi-Modal Connector	Georgia Ports Authority	GA	Large	\$44,000,000	\$126,700,000	\$32,000,000
I-10 Freight CoRE	Louisiana Department of Transportation and Development	LA	Large	\$60,000,000	\$193,508,409	-
Conley Terminal Intermodal Improvements and Modernization	Massachusetts Port Authority	MA	Large	\$42,000,000	\$102,890,000	\$42,000,000
I-390/I-490/Route 31 Interchange, Lyell Avenue Corridor Project	New York State Department of Transportation	NY	Large	\$32,000,000	\$162,900,000	-
US 69/75 Bryan County	Oklahoma Department of Transportation	OK	Large	\$62,000,000	\$120,625,000	-
Atlantic Gateway: Partnering to Unlock the I-95 Corridor	Virginia Department of Transportation	VA	Large	\$165,000,000	\$905,000,000	\$45,000,000
South Lander Street Grade Separation and Railroad Safety Project	City of Seattle	WA	Large	\$45,000,000	\$140,000,000	-
I-39/90 Corridor Project	Wisconsin Department of Transportation	WI	Large	\$40,000,000	\$1,195,300,000	-
Truck Parking Availability System (TPAS)	Florida Department of Transportation	FL	Small	\$10,778,237	\$23,983,850	-
Cedar Rapids Logistics Park	Iowa Department of Transportation	IA	Small	\$25,650,000	\$46,500,000	\$25,650,000
U.S. 95 North Corridor Access Improvement Project	U.S. 95 North Corridor Access Improvement Project	ID	Small	\$5,100,000	\$8,500,000	-
Maine Intermodal Port Productivity Project	Maine Department of Transportation	ME	Small	\$7,719,173	\$15,438,347	\$7,122,485
Cross Harbor Freight Program (Rail)	The Port Authority of New York and New Jersey	NY	Small	\$10,672,590	\$17,787,650	\$10,672,590
Coos Bay Rail Line - Tunnel Rehabilitation Project	Oregon International Port of Coos Bay	OR	Small	\$11,000,000	\$19,555,000	\$11,000,000
Strander Boulevard Extension and Grade Separation Phase 3	City of Tukwila	WA	Small	\$5,000,000	\$38,000,000	-
Total				\$759,200,000	\$3,612,388,256	\$173,445,075

Legend:
Urban: White
Rural: Gray

*Number is estimated and subject to revision based on final negotiated project budgets

**LAREDO URBAN TRANSPORTATION STUDY
ACTION ITEM**

TRANSIT

FY 2017 TRANSIT PROJECT DESCRIPTIONS

LAREDO MPO TRANSPORTATION IMPROVEMENT PROGRAM

Laredo District 22

YOE = Year of Expenditure

<u>General Project Information</u>		<u>Funding Information (YOE)</u>	
Project Sponsor	City of Laredo	Federal Funding Category	5339
MPO Project Information (reference number, etc)		Federal (FTA) Funds	\$9,875,083
		State Funds from TxDOT	0
		Other Funds	15,835,244
Apportionment Year	2017	Fiscal Year Cost	\$25,710,327
Project Phase			
Brief Project Description:	ADDITION: Project funding is for Phase I for the construction of the new El Metro Bus Operations, Administration, and Maintenance Facility.	Total Project Cost	\$25,710,327
		Trans. Dev. Credits Requested	\$0
Sec 5339 ID Number		Trans. Dev. Credits Awarded	\$0
Amendment Date & Action		(Date & Amount)	



Laredo - District Number 22

FY 2017 - 2020 Transportation Improvement Program

All Figures in Year of Expenditure (YOE) Dollars

Transit Program		FY 2017			FY 2018			FY 2019		
		Federal	Match	Total	Federal	Match	Total	Federal	Match	Total
1	Sec. 5307 - Urbanized Formula >200K	\$3,837,360	\$10,759,459	\$14,596,819	\$3,837,360	\$10,759,459	\$14,596,819	\$3,837,360	\$10,759,459	\$14,596,819
2	Sec. 5307 - Urbanized Formula <200K			\$0			\$0			\$0
3	Sec. 5309 - Fixed Guideway Investment			\$0			\$0			\$0
4	Sec. 5337 - State of Good Repair			\$0			\$0			\$0
5	Sec. 5339 - Bus & Bus Facilities >200k	\$9,875,083	\$15,835,244	\$25,710,327			\$0			\$0
6	Sec. 5310-Seniors&People w/Disabilities >200k	\$162,313	\$40,578	\$202,891	\$162,313	\$40,578	\$202,891	\$162,313	\$40,578	\$202,891
7	Sec. 5316 - JARC >200K			\$0			\$0			\$0
8	Sec. 5317 - New Freedom >200K			\$0			\$0			\$0
9	Other FTA	\$312,710	\$78,178	\$390,888	\$312,710	\$78,178	\$390,888	\$312,710	\$78,178	\$390,888
10	Regionally Significant or Other (incl FHWA transfers)			\$0			\$0			\$0
Total Funds		\$14,187,466	\$26,713,459	\$40,900,925	\$4,312,383	\$10,878,215	\$15,190,598	\$4,312,383	\$10,878,215	\$15,190,598
Transportation Development Credits										
Requested				\$0			\$0			\$0
Awarded				\$0			\$0			\$0

All Figures in Year of Expenditure (YOE) Dollars

Transit Programs		FY 2020			Total		
		Federal	Match	Total	Federal	Match	Total
1	Sec. 5307 - Urbanized Formula >200K	\$3,837,360	\$10,759,459	\$14,596,819	\$15,349,440	\$43,037,836	\$58,387,276
2	Sec. 5307 - Urbanized Formula <200K			\$0	\$0	\$0	\$0
3	Sec. 5309 - Fixed Guideway Investment			\$0	\$0	\$0	\$0
4	Sec. 5337 - State of Good Repair			\$0	\$0	\$0	\$0
5	Sec. 5339 - Bus & Bus Facilities >200k			\$0	\$9,875,083	\$15,835,244	\$25,710,327
6	Sec. 5310-Seniors&People w/Disabilities >200k	\$162,313	\$40,578	\$202,891	\$649,252	\$162,312	\$811,564
7	Sec. 5316 - JARC >200K			\$0	\$0	\$0	\$0
8	Sec. 5317 - New Freedom >200K			\$0	\$0	\$0	\$0
9	Other FTA	\$312,710	\$78,178	\$390,888	\$1,250,840	\$312,712	\$1,563,552
10	Regionally Significant or Other (incl FHWA transfers)			\$0	\$0	\$0	\$0
Total Funds		\$4,312,383	\$10,878,215	\$15,190,598	\$27,124,615	\$59,348,104	\$86,472,719
Transportation Development Credits							
Requested				\$0			\$0
Awarded				\$0			\$0